



GW Visual Arts Media Art

*Class focused on the basics
of graphic design*

2014-2015

NOPE.

I WILL NOT BE LAZY. I WILL NOT BE LIKE EVERYONE ELSE IN SOCIETY.
I WILL NOT ACCEPT WHAT I HAVE NOW IF I KNOW I DESERVE BETTER.
I WILL NOT SLEEP UNTIL I FINISH. I WILL NOT LEAVE UNTIL I'M DONE.
I WILL NOT TREMBLE IN FRONT OF NEW CHALLENGES. I WILL NOT
STOP UNTIL I STOP BREATHING. I WILL BE WHATEVER I WANT TO BE
EVEN IF IT TAKES SACRIFICE. EVEN IF I HAVE LITTLE TO GIVE. EVEN IF
IT TAKES TIME. EVEN IF I HAVE NO TIME AT ALL. I WILL SUCCEED.

gymandmotivation™

Art Instructor: Ms. O'Ryan



Inside

What is the class about?

What do I need to do to pass?

What are the rules/expectations?

Who is this teacher?

What are we doing and when?

Class Mantra:


Paddle! Paddle! Paddle!

Welcome to the art studio.

Media Art I is a semester beginner level course. Students will create a body of artwork that expresses personal issues and beliefs, and recognize art elements, concepts, and draw conclusions through speaking or writing about their work, using characteristics and expressive features of art. This body of work will be created using Adobe Photoshop & Illustrator, various Mac Programs, podcasting, blogging, web site design, *AND* drawing and painting.

Basics: Art Elements and Principles of Design. They are listed on the walls in the room and I'll explain them.

Adobe Photoshop and Illustrator: digital programs






So What's Up with this Class?

**What do I need to do to pass?
What are the expectations/rules in here?**



To pass:

Students are expected to gain a solid understanding of the Principles and Characteristics of Art and Design, through the completion of independent projects and daily research into the many artists that have come before them.



No Whining!

To get an A: students need to complete all the assignments to get an A. If an A is not your priority, please come talk to me.

You need to do your homework in your sketchbook. You need to buy a sketchbook. No ifs, ands, or buts about that. You have two weeks to purchase one. Go to Hobby Lobby or Walmart. \$5-8.00

Expectations/Rules in the studio:

1. Be respectful. To yourself, to others, to the teacher, and to the space.
2. The studio is freely yours to use while sharing with others. **CLEAN UP YOUR SPACE.** Treat as your own. If you don't, you can leave.
3. Do your best. Continually. No matter how difficult this class gets for you.
4. Cell phones are for research only. Be respectful when texting.
5. When teacher is talking to class, do not talk. Listen.
6. Get a sketchbook.



**PUSH
YOURSELF!**
No one is
going to do it
for you.

www.fitbodyhq.com

Sketchbooks

You will choose 8 artists from the list below and complete in your sketchbook research using visual and written summaries.

List of Artists:

Cindy Sherman, Antoni Gaudi, Andy Warhol, Irving Penn, Pablo Picasso, Claude Monet, Paul Cezanne, Dorothea Lange, Jackson Pollock.

Deadlines:

Jan. 28/29, Feb. 4/5, Feb. 18/19, March 4/5, March 18/19, April 8/9, April 22/23, and May 6/7

Calendar of EVENTS



January 12: Establish Routines

- Cleaning and Putting Supplies Away
- What to do in case of an Emergency
- Orientation of the room and procedures

January 13: Pre-test

Jan. 14-16: Syllabus, establish groups, review website, and researching artists do's and don'ts.


Computer Assignments:

- Jan. 20-22: Create personal wiki website with links for displaying assignments.
- Jan. 23: Review of website
- Jan. 26-Feb. 6: Packets 1: all five assignments, posted on personal wiki. Deadline: Feb. 6.
- Feb. 9-10: Review and modification of Packet 1
- Feb. 11-26: Packet 2: all five assignments. Deadline: Feb. 26
- Feb. 27: Review and modification of Packet 2
- March 2-16: Group Project. Fairy Tale Series: B&W photographs with one color emphasis presented in each, edited on Photoshop. Deadline: March 16
- March 17-18: Review and modification of Fairy Tale Series



Drawing Assignments:

- Jan. 20-23 Don't Hate the Selfie Project. Edit and print three favorite selfies. Deadline: Jan. 23.
- Jan. 26-27: Review and modification of selfies
- Jan. 28-Feb. 13: Zentangle Portraiture. Deadline: Feb. 13.
- Feb. 18-20: Review and modification of Zentangles
- Feb. 23-March 12: Silhouette: What's in Your Head? Negative and positive space reverse, silhouette and collage creation of what is inside your head. Deadline March 12.
- March 13-16: Review and modification of Silhouettes



Groups Switch March 18.
All work must be done
before you switch. Each
group teaches the other on
March 19-20.


Computer Assignments:

- March 23: Create personal wiki website with links for displaying assignments.



Supply List:

1. Kleenex box
2. Sketchbook, unlined notebook
3. Flash drive
4. \$20 class fee



- 1 Kleenex Box.
You will get sick and use Kleenex. Bring one in the first week of school. I'll save and put out through the year.

- 2 Flash Drive.
You will need this to save your work. Don't save it to the computer. It will get deleted by someone.

- 3 \$20 Class Fee.



This fee contributes to the overwhelming costs of the class. Due by Oct. 1.

- March 24-April 14: Packets 1: all five assignments, posted on personal wiki. Deadline: April 14.
- April 15-16: Review and modification of Packet 1
- April 17-30: Packet 2: all five assignments. Deadline: April 30
- May 1: Review and modification of Packet 2
- May 4-15: Group Project. Fairy Tale Series: B&W photographs with one color emphasis presented in each, edited on Photoshop. Deadline: May 15
- May 18-20: Review and modification of Fairy Tale Series



Drawing Assignments:

- March 23-25: Don't Hate the Selfie Project. Edit and print three favorite selfies. Deadline: March 25
- March 26-27: Review and modification of selfies
- April 6-23: Zentangle Portraiture. Deadline: April 23.
- April 24: Review and modification of Zentangles
- April 27-May 13: Silhouette: What's in Your Head? Negative and positive space reverse, silhouette and collage creation of what is inside your head. Deadline May 13.
- March 14-15: Review and modification of Silhouettes



Hi, I'm Ms. O'Ryan

This past year I took a group of students from GW to Europe. We explored France and Spain. Some had never seen the ocean, been away from home, nor flown on an airplane. I believe that education is experienced, seen, and felt.

I'm a huge traveler, love art, and learning. I'm very easy going but I'm Irish...therefore I'm stubborn, hard working, and don't appreciate lazy people. I love a challenge, and see teaching as such. I want to give you opportunities to be creative and rediscover that little kid who lives inside you that used to love to color and draw. Ignore all insults from others.

I will offer as much help as you deserve. I won't hold your hand, because that's just insulting to you. I'm an active artist and will work on my own stuff in class from time to time. I look forward to working alongside you this year.



Media Arts Syllabus: O'Ryan

GWHS 2014-2015

Emily O'Ryan Artist

George Washington High School
655 South Monaco Parkway
Denver, CO 80224

Emily_oryan@dpsk12.org

720.423.8806



Important websites:

www.georgewashingtonart.wikispaces.com

www.gwhs.dpsk12.org

www.emilyoryan.com